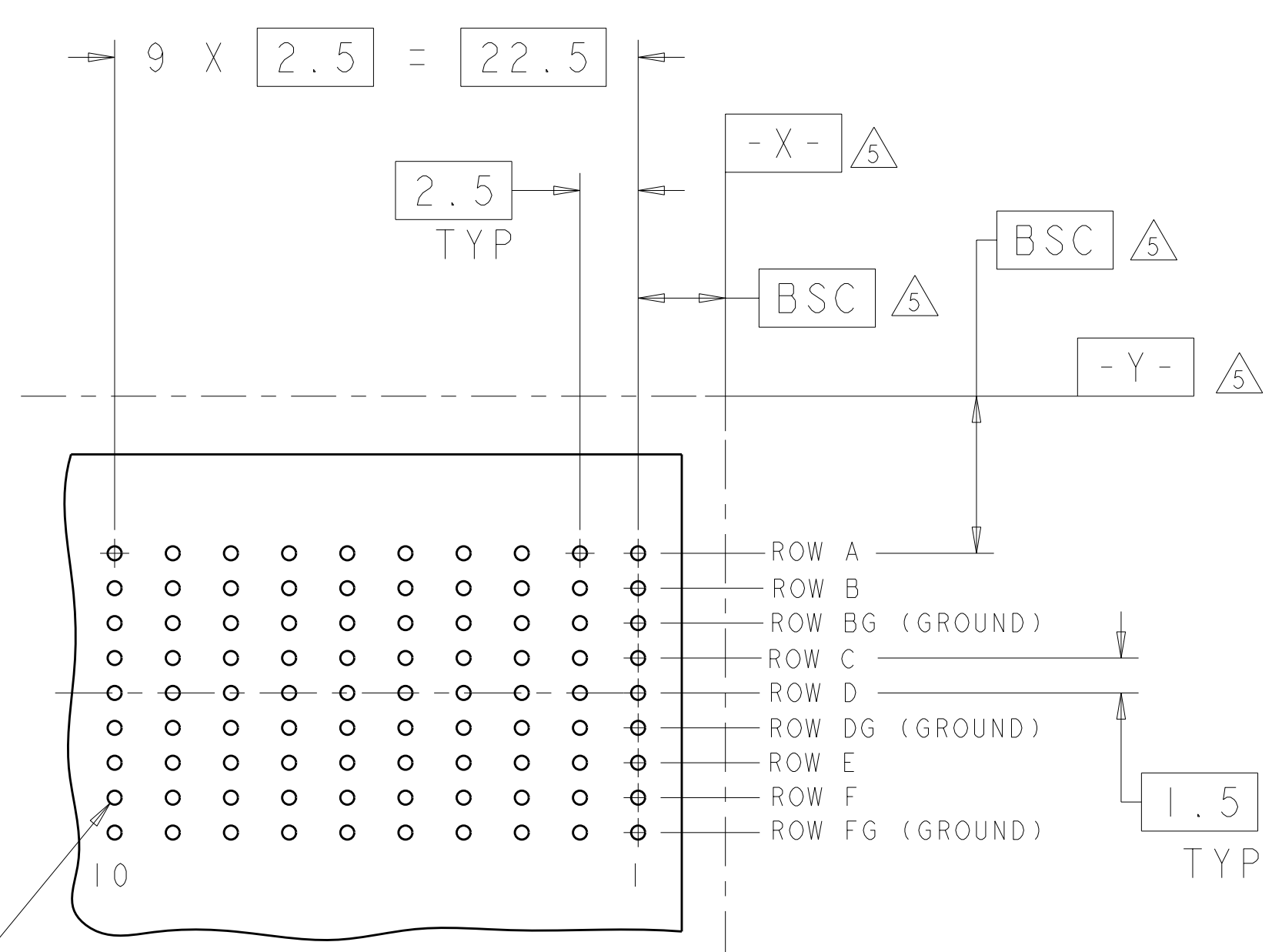
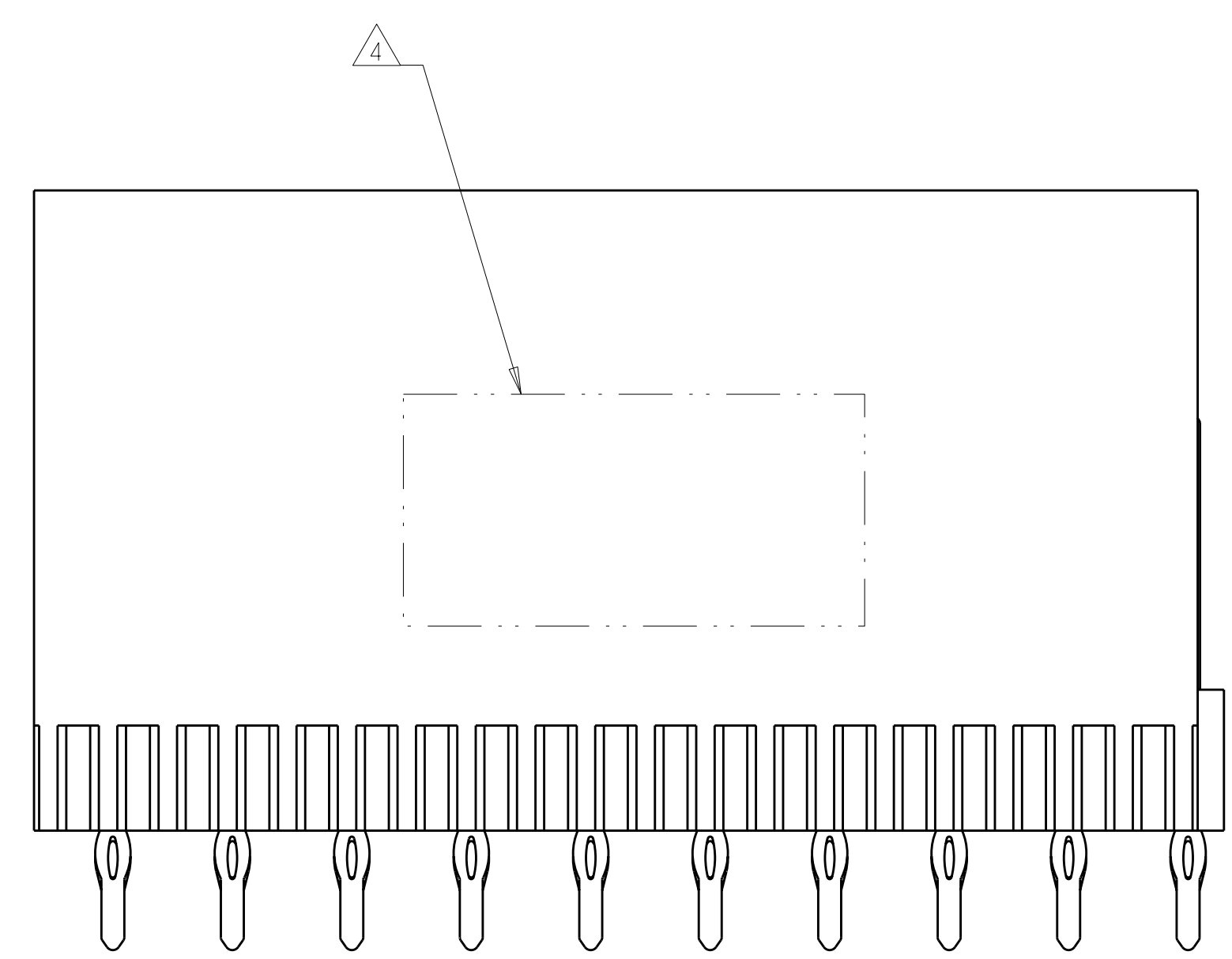
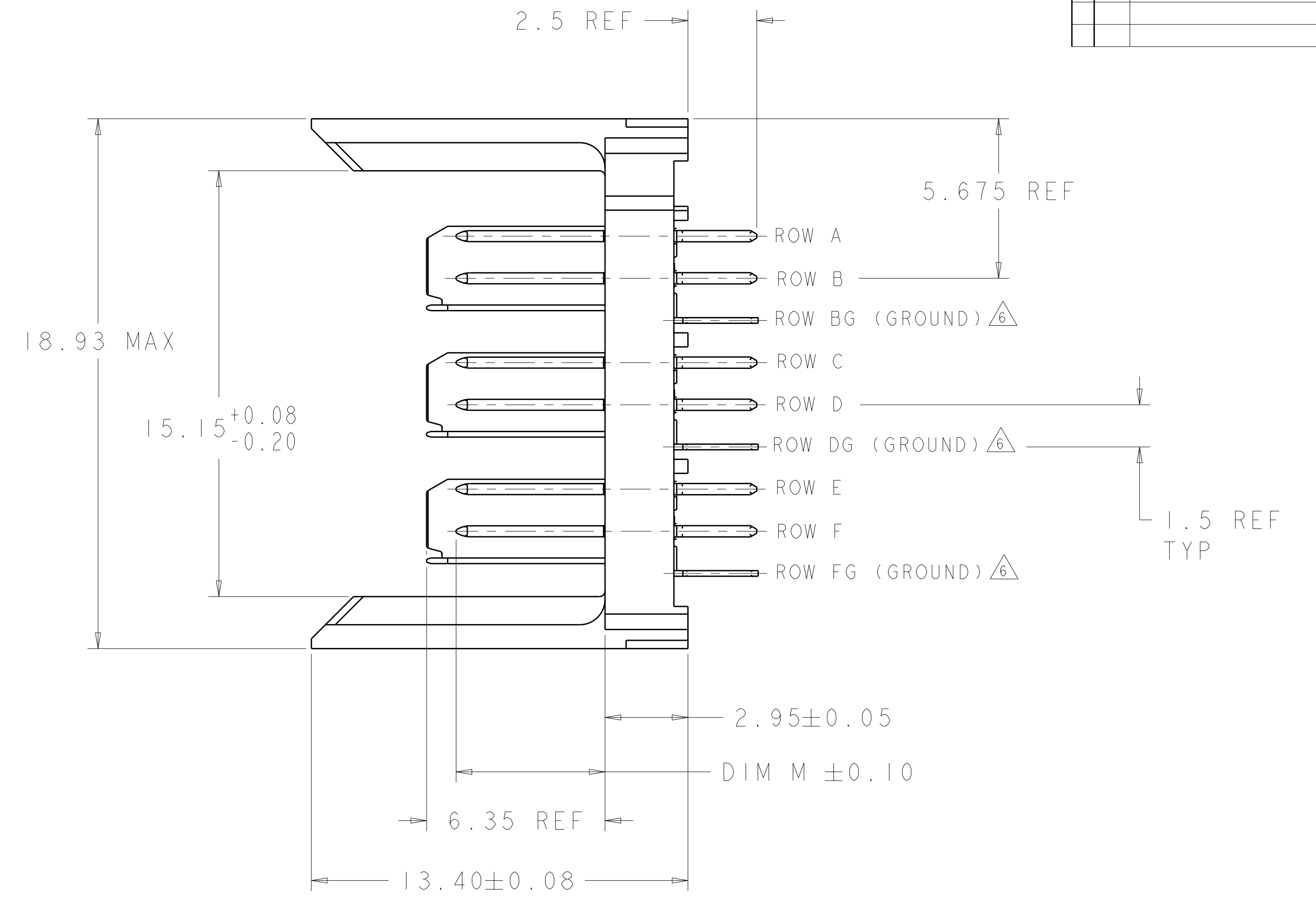
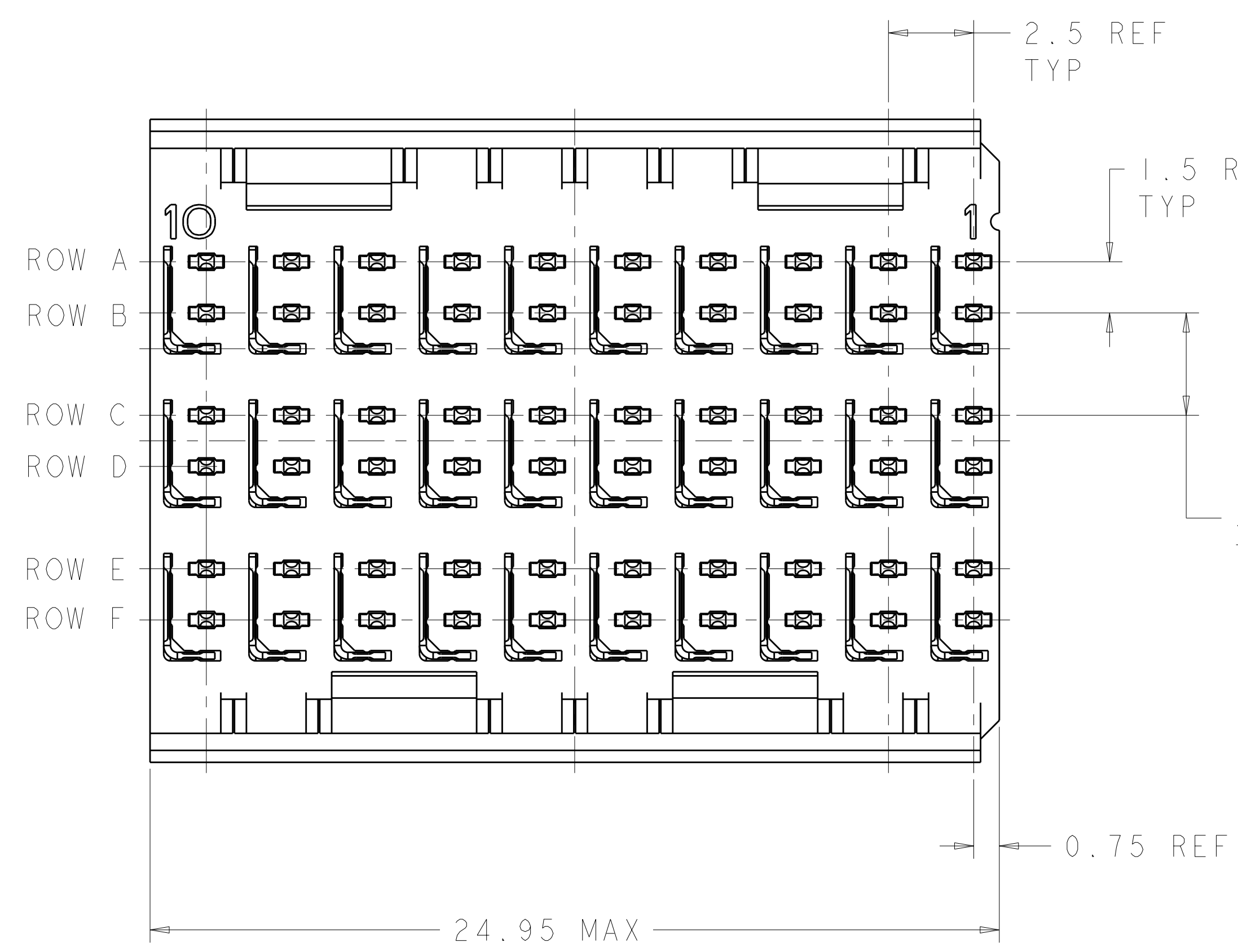


LOC		DIST		REVISIONS			
AD	00	P	LTN	DESCRIPTION	DATE	DWN	APVD
		B		REVISED PER ECO-12-000118	17JAN12	KH	DY



⊕ | Ø0.05 | X | Y
 ALL PLATED THRU HOLES

RECOMMENDED PC BOARD LAYOUT, BACKPLANE, COMPONENT SIDE SHOWN SCALE 4:1

- 1. REFERENCE APPLICATION SPEC 114-13059 FOR RECOMMENDED PLATED THRU HOLE DIAMETER AND PLATING THICKNESSES.
- 2. MATERIAL: CONTACT AND SHIELD - PHOSPHOR BRONZE HOUSING - GLASS FILLED POLYESTER, UL 94V-0.
- 3. FINISH: SIGNAL AND GROUND CONTACTS: MATING AREA: MEETS THE PERFORMANCE REQUIREMENTS OF PRODUCT SPECIFICATION 108-2055; BASED ON TELCORDIA GR-1217-CORE, APPLICATIONS IN UNCONTROLLED ENVIRONMENTS COMPLIANT PIN AREA: 0.5 μm MIN MATTE TIN OVER BASE PLATING
- 4. CONNECTOR MARKED WITH PART NUMBER AND DATE CODE.
- 5. DATUMS AND BASIC DIMENSIONS ESTABLISHED BY CUSTOMER.
- 6. THE THREE GROUNDS IN EACH COLUMN ARE COMMONED.
- 7. CONTACT AREA LUBRICATED WITH BELLCORE APPROVED LUBRICANT. TECHNICAL REFERENCE: GR-1217-CORE, ISSUE 1, NOVEMBER 1995.
- 8. FINISH: CONTACT AND SHIELD MATING AREA - 1.27 μm MIN GOLD OVER 1.27 μm MIN NICKEL COMPLIANT PIN AREA - 0.5 μm MIN TIN OVER 1.27 μm MIN NICKEL

5.30	8	6469083-3
3.80	3	6469083-2
5.30	3	6469083-1
DIM M	FINISH	PART NUMBER

THIS DRAWING IS A CONTROLLED DOCUMENT.

DWN: S. MAGARO 28JUN2004
 CHK: R. PATTERSON 28JUN2004
 APVD: R. PATTERSON 16AUG2007

TE Connectivity

NAME: HEADER ASSEMBLY, 3 PAIR, 2.5mm TAIL, 25mm, HMZd

SIZE: CAGE CODE: DRAWING NO: RESTRICTED TO: A100779C=6469083

MATERIAL: FINISH: SEE TABLE

CUSTOMER DRAWING SCALE: 8:1 SHEET 1 OF 1 REV B